



Always Designing
for People™

ADP Canada National Employment Report: Employment in Canada Increased by 36,200 Jobs in February 2019

TORONTO, ON – March 21, 2019 – Employment in Canada increased by 36,200 jobs from January to February according to the February *ADP® Canada National Employment Report*. Broadly distributed to the public each month, free of charge, the *ADP Canada National Employment Report* is produced by the ADP Research Institute®. The report, which is derived from actual ADP payroll data, measures the change in total nonfarm payroll employment each month on a seasonally-adjusted basis.

February 2019 Report Highlights*

Total Canada Nonfarm Payroll Employment¹: 36,200

Industry Snapshot:

- Goods Producing:
 - Manufacturing 5,900
 - Construction 5,700
 - Natural Resources and Mining -3,500

- Service Providing:
 - Trade/Transportation and Utilities 5,500
 - Information 500
 - Finance/Real Estate 4,500
 - Professional/Business Services 7,000
 - Professional/Technical 4,600
 - Management of Companies -4,300
 - Administrative and Support 6,700
 - Education & Health Care 1,300
 - Educational Services 5,800
 - Health Care -4,500
 - Leisure and Hospitality 6,200
 - Other Services² 3,000

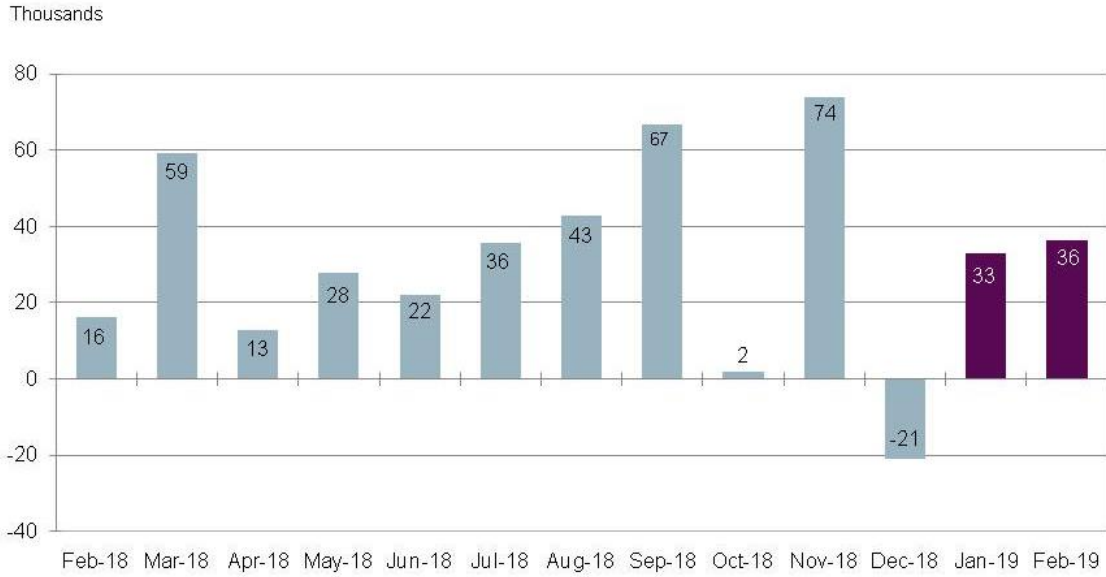
* Sum of components may not equal total, due to rounding.

“We saw continued strength in employment growth this month,” said Ahu Yildirmaz, vice president and co-head of the ADP Research Institute. “There were significant increases in many industries. However, professional services added the most jobs in February, after experiencing losses for the past four months. This growth was primarily driven by administrative support positions which buoyed the overall decrease in management roles.”

¹ Including 14 industries (cf. report [methodology](#))

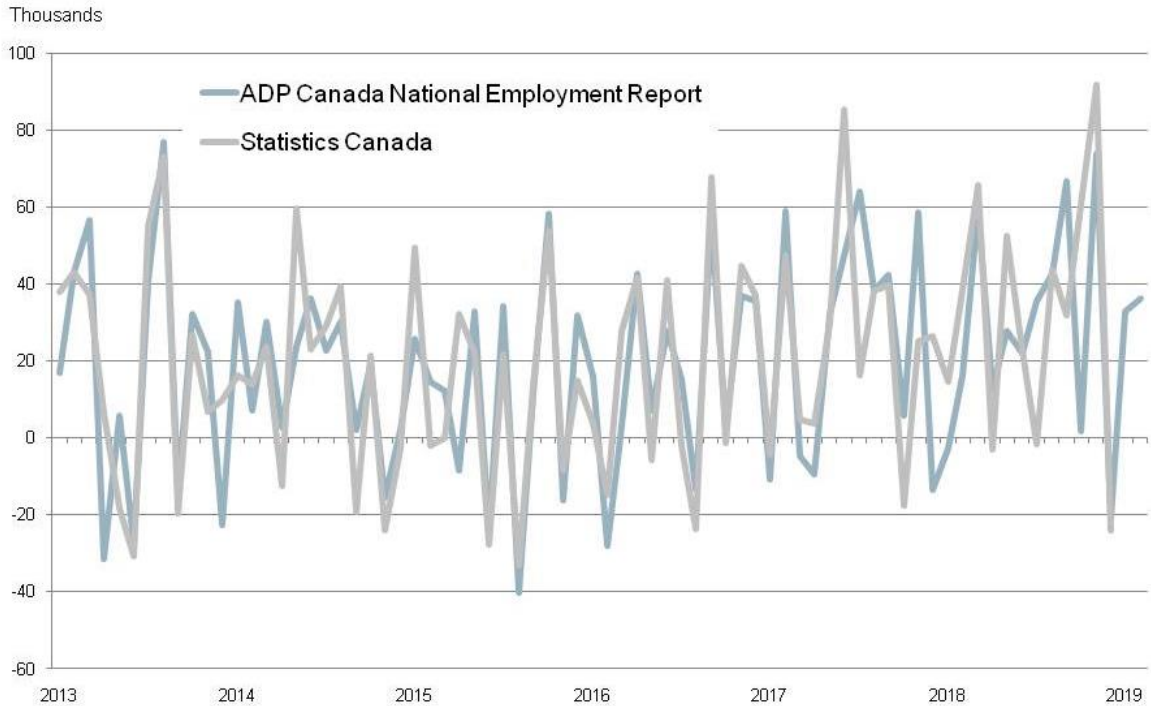
² Including public administration

Chart 1. Change in Total Nonfarm Payroll Employment



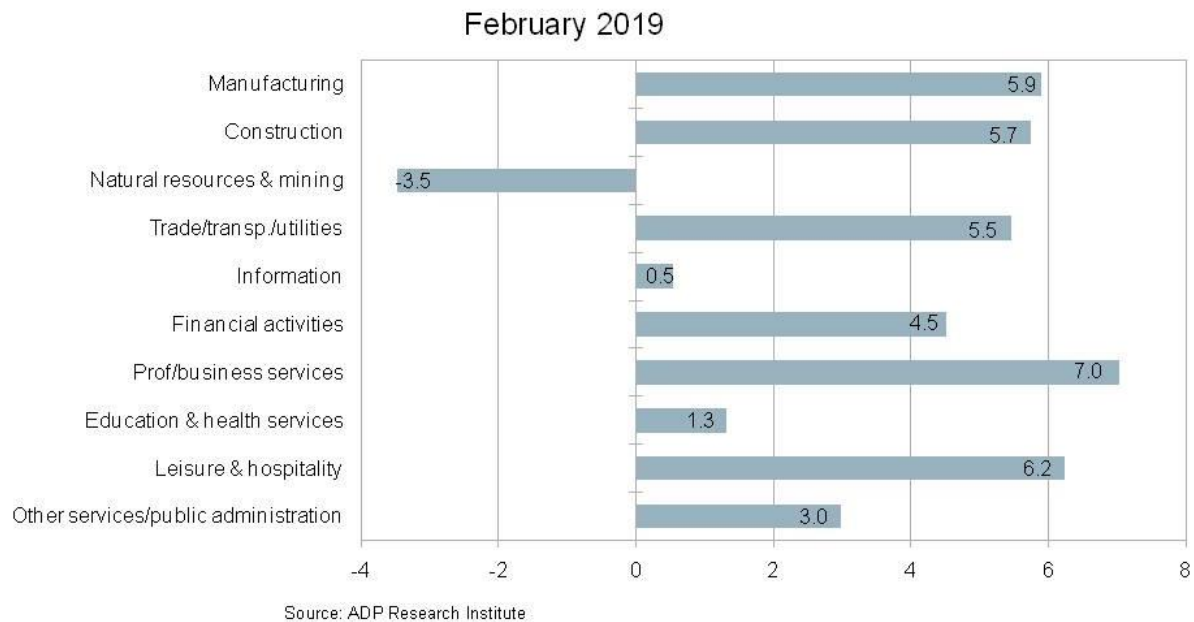
Source: ADP Research Institute

Chart 2. Historical Trend – Change in Total Nonfarm Payroll Employment



Sources: ADP Research Institute; Statistics Canada

Chart 3. Change in Nonfarm Payroll Employment by Industry (in Thousands)



The January total of jobs added was revised down from 35,400 to 32,900.

The March 2019 *ADP Canada National Employment Report* will be released at 8:30a.m.ET on April 18, 2019.

About the *ADP Canada National Employment Report*

The *ADP Canada National Employment Report* is a monthly measure of the change in total Canada nonfarm payroll employment derived from actual, anonymous payroll data of client companies served by ADP Canada. The report, which measures more than two million workers in Canada, is produced by the ADP Research Institute®, a specialized group within the company that provides insights around employment trends and workforce strategy.

Each month, the ADP Research Institute issues the *ADP Canada National Employment Report* as part of the company's commitment to adding deeper insights into the labour market in Canada and providing businesses, governments and others with a source of credible and valuable information. The *ADP Canada National Employment Report* is broadly distributed to the public each month, free of charge.

For a description of the underlying data and the statistical model used to create this report, please see "[ADP Canada National Employment Report: Development Methodology](#)".

About ADP (NASDAQ: ADP)

Designing better ways to work through cutting-edge products, premium services and exceptional experiences that enable people to reach their full potential. HR, Talent, Benefits, Payroll and Compliance informed by data and designed for people. Learn more at ADP.com

ADP, the ADP logo, Always Designing for People and the ADP Research Institute are registered trademarks of ADP, LLC. All other marks are the property of their respective owners.

Copyright © 2019 ADP, LLC. All rights reserved.

Media Contact:

Janine Allen
Kaiser Lachance Communications
(416) 271-7002
janine.allen@kaiserlachance.com